

Presenting **Write for Queensland Fourth Edition** — the revised and improved edition by Queensland handwriting expert Sherylea Jorgensen.


Series features: 

- A new Prep book
- Carefully sequenced progression through pre-writing activities, the Beginner's Alphabet, transition entries and exits, and Queensland Modern Cursive
- A theme for each book
- Integrated activities and spelling words
- Colour-coded sections of work for easy reference
- Passages of text based on each theme to place writing in a meaningful context
- Large join example for each cursive lesson in Books 2 to 7
- Starting dots and directional arrows for Prep and Book 1
- Fun reinforcement activities specific to the letter or join focus in Books 2 and 3
- Space for targeted individual practice in Books 2 to 5
- Teacher's notes
- Self-assessments
- Generous spacing for larger handwriting
- A reference card and handwriting certificate in each book
- A thorough handwriting program consistently applied across the series.

Write for Queensland

Book 4
Fourth Edition

Sherylea Jorgensen



978 1 4425 4732 2

FOCUS OF BOOK 4: 

- ✓ Writing on 4 mm red and blue lines
- ✓ Revision of cursive elements on single letters (joins reference card included)
- ✓ Carefully sequenced and thorough cursive handwriting program
- ✓ Progressive revision of cursive joins from two- or three-letter combinations to words
- ✓ High-interest thematic passages
- ✓ Large join examples that highlight correct direction and rotation
- ✓ Integrated activities
- ✓ A space theme.




978 1 4425 4728 5



978 1 4425 4729 2



978 1 4425 4730 8



978 1 4425 4731 5



978 1 4425 4733 9



978 1 4425 4734 6



978 1 4425 4735 3

REFERENCE CARD

This book is dedicated to my three beautiful children Alex, Samuel and Lucy.
 'Find what it is you are good at, then strive to be the very best.'

Pearson Australia
 (a division of Pearson Australia Group Pty Ltd)
 707 Collins Street, Melbourne, Victoria 3008
 PO Box 23360, Melbourne, Victoria 8012
 www.pearson.com.au

Copyright © Pearson Australia 2011
 (a division of Pearson Australia Group Pty Ltd)
 First published 2011 by Pearson Australia
 2023 2022 2021 2020
 12 11 10 9 8 7

Reproduction and communication for educational purposes
 The Australian Copyright Act 1968 (the Act) allows a maximum of one chapter or 10% of the pages of this work, whichever is the greater, to be reproduced and/or communicated by any educational institution for its educational purposes provided that that educational institution (or the body that administers it) has given a remuneration notice to Copyright Agency Limited (CAL) under the Act. For details of the CAL licence for educational institutions contact Copyright Agency Limited (www.copyright.com.au).

Reproduction and communication for other purposes
 Except as permitted under the Act (for example any fair dealing for the purposes of study, research, criticism or review), no part of this book may be reproduced, stored in a retrieval system, communicated or transmitted in any form or by any means without prior written permission. All enquiries should be made to the publisher at the address above.

This book is not to be treated as a blackline master; that is, any photocopying beyond fair dealing requires prior written permission.

Publisher: Rachel Elliott
 Project Editor: Shivani Singh
 Editors: Bet Moore and Edwina Hamilton
 Designer: Cynthia Nge
 Typesetter: Andrea Jaretzki
 Copyright & Pictures Editor: Penny Jelly
 Cover designer: Dave O'Doyle
 Cover art: Simon Scales
 Illustrators: Jiri Tibor Novak and Bruce Rankin

Printed in Australia by the SOS Print + Media Group

ISBN 978 1 4425 4732 2

Pearson Australia Group Pty Ltd ABN 40 004 245 943

Every effort has been made to trace and acknowledge copyright. However, if any infringement has occurred, the publishers tender their apologies and invite the copyright holders to contact them.


Disclaimer
 The selection of internet addresses (URLs) provided for this book was valid at the time of publication and was chosen as being appropriate for use as a secondary education research tool. However, due to the dynamic nature of the internet, some addresses may have changed, may have ceased to exist since publication, or may inadvertently link to sites with content that could be considered offensive or inappropriate. While the authors and publisher regret any inconvenience this may cause readers, no responsibility for any such changes or unforeseeable errors can be accepted by either the authors or the publisher.



JOINS ROCKET
 Exits Only: a c d e, h k l t
 Rounded Entries: m n, r x

Pointed Entries
 Letters That Change: f 3
 No Change: b c e g, o s q

Don't Join After
 Lift Before to Drop On: a c d, g q
 Modified By Joins: f → if, s → is



This rocket belongs to:

Draw yourself at the window.

CONTENTS

Introduction and Learning Features	2-3	Top Finisher followed by e	34
Joins Rocket	4-5	Sweep Up Joins from o, r, v, w to Tall Letters	35
Exits to Pointed Entries—i, j, p, u, v, w, y	6-7	To, Too or Two	36
Exits to Rounded Entries—m, n, r, x	8-9	Modified f	37
Cloze Passage	10	Two Types of Letter f	38
Dotting i and Crossing t	11	Word Pairs	39
Diagonal Join to e	12	Diagonal Join to s	40
Diagonal Join from f	13	Two Types of Letter s	41
Make a Rocket	14	Printed s or s without a Join	42-44
Diagonal Join to z	15	Words Ending with o	45
Legibility—Clockwise Letters	16	Adjectives or Describing Words	46-47
Legibility—Anti-clockwise Letters	17	Double o	48
Optional Lift after r	18	Sweep Up Joins from f to Tall Letters	49
Lift after q	19	Double f	50
Diagonal Join to o	20	Satellite, Rocket and Probe Names	51, 61
Spelling—Add “-ing”	21	Double r	52
Sweep Up Joins to Tall Letters—b, h, k, l, t	22	Double n	53
Lift after Clockwise Finishers—b, y	23	Double m	54
Lift after Clockwise Finishers—s, p	24	Double e	55
Lift after Clockwise Finishers—j, g, z	25	Lift to Cross x	56
Mapping—The Solar System	26	Double l	57
Drop On to High Exits—a, c	27	Double t	58
Drop On to High Exits—d, g, q	28	Double s	59-60
Horizontal Join from o	29	Conclusion	62
Horizontal Joins from v, w	30	Teacher’s Notes	63
Maths Words—Fractions	31	Pen Skill Award	64
Horizontal Join from r	32	Reference card	Inside back cover
Optional Drop On after r	33		

INTRODUCTION

The current Queensland handwriting script was introduced in 1985. Its print style, the Beginner's Alphabet, is based on simple, italic cursive shapes that are easily joined to become Queensland Modern Cursive. Because the capitals remain the same, the two scripts merge easily, so children find cursive writing easier to write as well as to read. Queensland Modern Cursive is designed to be fluent and quick, with maximum legibility.

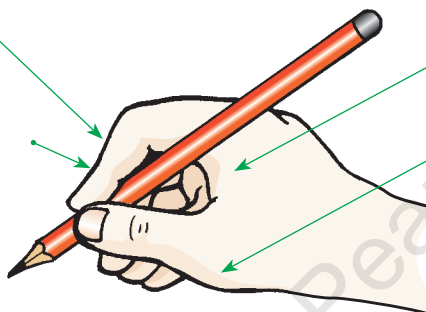
FOCUS

- carefully sequenced and thorough handwriting program
- revision of cursive elements on single letters (joins rocket reference card included)
- progressive revision of cursive joins from two- or three-letter combinations to words
- writing on 4 mm red and blue lines
- high interest thematic passages
- large join examples highlight correct direction and rotation
- integrated activities
- Theme: space.

TECHNIQUE

Pencil grip

- 1 The thumb and the index finger support the pencil while it rests on the middle finger.
- 2 Child should be able to tap the pencil with the pointer finger while it is supported by the middle finger and thumb.
- 3 There should be a distance of approx. 2–2.5 cm from the pencil point to the tip of the index finger, 3 cm for a left-hander. Rubber bands are useful markers. Triangular pencil-grips promote correct finger placement and distance.



- 4 Hold pencil barrel up high, near or before the knuckle. Pencil should not rest low in the "web" of the hand.
- 5 The side of the hand and the little finger act as supports for the whole hand.
- 6 Unpainted pencils are less slippery.

Posture

Right-handers

- 1 Keep back straight at an angle of about 30° to back of chair, and keep bottom towards back of seat.
- 2 Make sure that book or paper is sufficient distance from the edge of the desk to enable most/all of the forearm to rest on the desk. Move book up as child works down the page to maintain this.
- 3 Table or desk height about level with child's waistline or a bit higher. The weight of the body is supported by the non-writing arm.
- 4 Sloping desks are ideal, especially for struggling writers.
- 5 Feet should touch the floor.



Left-handers

Left-handers should have their elbow in to discourage a hooked wrist.



Paper position



Left-handed



Right-handed



Right-handed

GENERAL TEACHING TIPS

- Display joins rocket (see reference card) and the cursive alphabet across the top of the board.
- Contact joins rocket (see reference card) to children's desks.
- Model handwriting on the blackboard one word at a time to help internalise letter and join shape and direction.

- Encourage slope.
- Soft sharp HB pencils (unpainted) are recommended for upper levels.

Please see further information on the learning features of this book on page 3, and Teacher's Notes on page 63.

LEARNING FEATURES

Clear lesson focus

Diagonal Join to o

Attractive thematic illustration with helpful advice. Theme: Space

Large example to trace, including arrows for correct rotation

o



Letter o joins easily without lifting. Go up to the top centre, then back in an anti-clockwise direction.

Thorough practice from two- or three-letter combinations to words

Write under each.
co do eo ho lo io ko mo no to

Only possible letter combinations are given

High-frequency spelling or reading words where possible.

come down home money today
module telescope nozzle control

Carefully sequenced program revising all groups: entries and exits to diagonal joins, horizontal joins, pencil lifts, dropping on, sweep up joins and doubles.

High interest space words

Space-theme based non-fiction passages add interest

Theme sentences:
Apollo II had to re-enter Earth's atmosphere. Heat shields stopped it burning up. Then it splashed down.

Generous spacing for larger writing

Space allows teacher to target individual needs

What letters or joins do you need to practise?

How many points for your handwriting today?
Date/...../.....

Self-evaluation

Reminder arrows for dropping on to promote good writing habits

Complete the word pairs.

1. salt and _____
2. knife and _____
3. girls and _____
4. fish and _____
5. pencil and _____
6. shoes and _____
7. high and _____
8. fingers and _____
9. tea and _____
10. food and _____
11. brush and _____
12. togs and _____
13. bread and _____
14. hands and _____
15. rain and _____
16. cup and _____

Circle your best word.

Date/...../.....


Pages with activities in which handwriting can be practised within learning areas across the curriculum.

Sections are colour-coded for easy reference:

- Yellow: skills development
- Green: sentence
- Blue: activities from across the curriculum

A useful joins train reference card and handwriting certificate provided





Write under each letter, then put it into the correct carriage.

a b c d e f g h i j k l m

n o p q r s t u v w x y z

abcdefghijklmnopqrstuvwxyz

Try these alphabet sentences.

Pack my box with five dozen quality

purple jugs. The quick brown fox

jumped over the lazy guard dogs.


What letters or joins do you need to practise?



How many points for your handwriting today?



Date / /



Write under each.

The solar system is the Sun and all the planets, moons, asteroids and other objects that revolve, or orbit, around it.

Theme sentences:

Earth is the only planet in our solar system with abundant water and life.

It spins on its axis and orbits the Sun.

What letters or joins do you need to practise?

Circle your best word.

Date / /



ai

Stretch up at a slippery-slide angle for diagonal joins.



Write under each.

ci du ev hi ku ly mu ni ty aw

cut lies said why key ever

Jupiter universe supply gravity

Theme sentence:

If animals could survive a rocket

launch of 28 000 km per hour and the

heat of re-entry, humans could, too.

What letters or joins do you need to practise?



How many points for your handwriting today?

Date / /





Stretch out to
separate letters.

Write under each.

iv ew cu di nu mi hy ti av li

five kite twin they time even

Neptune swivel spacesuit Sputnik

Theme sentence:

More than fifteen cats and dogs,

four monkeys and many mice were

launched between 1948 and 1952.

What letters or joins do you need to practise?


Circle your best word.

Date / /



an

Make sure your rounded entries look different to your pointed entries.



Write under each.

an am ar en em er in im ir

then film girl many them

atmosphere lunar engines crater

Theme sentences:

In 1952, two monkeys, Mike and Patricia, became the first space animals to return alive. In 1960, two dogs did, too.

What letters or joins do you need to practise?



How many points for your handwriting today?



Date / /



With *x*, do the exit before you cross it. Drop on the next letter, any letter.

Write under each.

ax ex ix ux ax ex ix ux ax ex

axle next sixty-six except taxi

galaxy oxygen exhaust explore axis

Theme sentences:

1961 — Yuri Gagarin became the first

person in space. He orbited the Earth


once in the Soviet spacecraft, Vostok 1.

What letters or joins do you need to practise?

Circle your best word.


Date / /





Put a word that makes sense into each space.


Since 1961, every space ¹ _____ includes
 animals and insects so astronauts can
 observe how they ² _____. Bees have
³ _____ honeycomb, frogs have laid eggs,
 fish hatchlings ⁴ _____ grown and
⁵ _____ have spun webs. Scientists want
 to know if ⁶ _____ radiation and no
 gravity will ⁷ _____ them and us.



How many points for your handwriting today?



Date / /



Finish all letters in each word, then go back to dot *i* and cross *t*.

Write under each.

in im ir ix it tu ty tw te ti

this sister white eight thing

Jupiter pilot orbit ignite history

Theme sentence:

Astronauts are modern-day explorers

discovering what lies beyond Earth

and learning more about the Universe.

What letters or joins do you need to practise?

Circle your best word.

Date / /



ne

Stretch out the exit at the angle of a slippery slide to start letter e.



Write under each.

ae ce de he ie ke le me te ue

home name when date blue

Neptune module telescope engines

Theme sentence:

The first woman to fly in space was

Valentina Tereshkova on Vostok 6 in

1963, orbiting Earth forty-eight times.

What letters or joins do you need to practise?



How many points for your handwriting today?



Date / /

fi



Cross *f* upwards to join onto the next letter.

Write under each.

fa fe fi fo fu fr fy fl ft

fast fell find four full from

fuel flight fly-by free-fall future

Theme sentence:

1965 — Cosmonaut Alexei Leonov of
the spacecraft Voshod 2 went on the
first spacewalk while tied to it.

What letters or joins do you need to practise?


Circle your best word.

Date / /



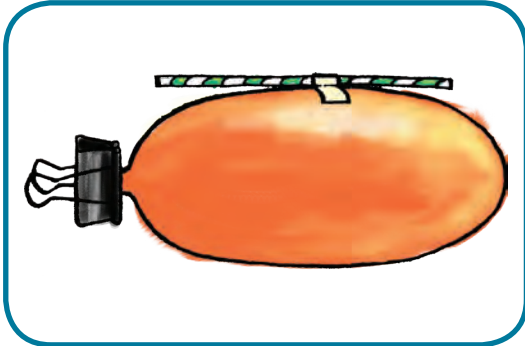
Take off! Make your own rocket with a balloon, a drinking straw, tape, a clip and some string.

Copy this passage.



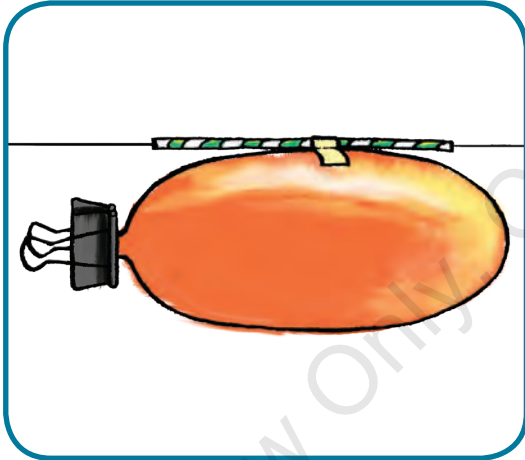
Blow up a balloon

and clip it closed.



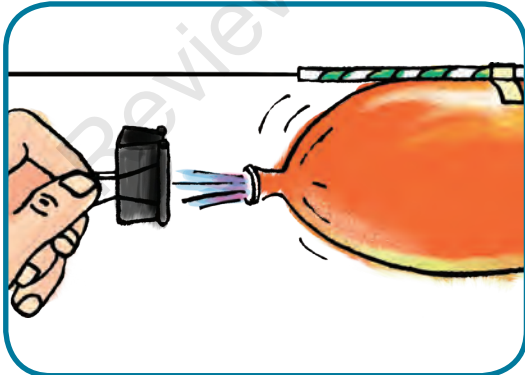
Attach a straw with

tape. Pass string through



the straw and tie it

tightly between two

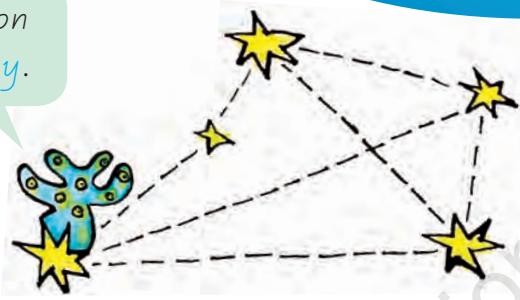


chairs. Launch by

releasing the clip.

az

Letter **z** finishes flat on the line, like **g**, **j** and **y**.



Write under each.

az ez iz uz az ez iz uz az ez

prize amazing hazel breeze lizard

horizon magazine Soyuz Shenzhou

Theme sentences:

A rocket is propelled by a jet of

burning fuel mixed with oxygen.

Fuel tanks fall away to save weight.

What letters or joins do you need to practise?

Circle your best word.

Date / /



n m r

Correct entries and open wedges help to tell these letters apart.



Write under each.

an am ar en em er in im ir un

ankle number army under lemon

Saturn astronaut cosmonaut monitor

Theme sentence:

To plan the landing on the Moon,

many space probes were sent to orbit,

photograph, land and travel on it.

What letters or joins do you need to practise?



How many points for your handwriting today?

u w v

Correct entries and open wedges help to tell these letters apart.



Write under each.

au av aw eu ev ew tu iv lu ui

aunt have away blew alive

countdown runway event Surveyor

Theme sentences:

It is 384 460 km to the Moon, which

took Apollo II about three days to

reach. It had three parts or modules.

What letters or joins do you need to practise?

Circle your best word.

Date / /





We came in peace
for all mankind.

Finish the downstroke
of *r*, then curve up
to the next letter.
Lift if it is too hard.

Try joining, then not joining from *r*.

ri ri ro ro ru ru rn rn rm rm

grow Friday nearly surprise draw

supersonic Mercury controls porthole

Theme sentence:

1969 – Apollo II's Neil Armstrong on

the Moon: "That's one small step for

man, one giant leap for mankind".

What letters or joins do you need to practise?



How many points for your handwriting today?

qu

Don't join from q.



The Earth is shining like a blue and white marble.

Write under each.

square unique aqua quest quickly

squeeze liquid request sequins equip

quarantine Quintuplet - Cluster

Theme sentence:

The crew collected over 21 kg

of rock samples for scientific study

during their 150 minute moonwalk.

What letters or joins do you need to practise?

Circle your best word.

Date / /





Letter o joins easily without lifting. Go up to the top centre, then back in an anti-clockwise direction.

Write under each.

co do eo ho lo io ko mo no to

come down home money today

module telescope nozzle control

Theme sentences:

Apollo II had to re-enter Earth's

atmosphere. Heat shields stopped it

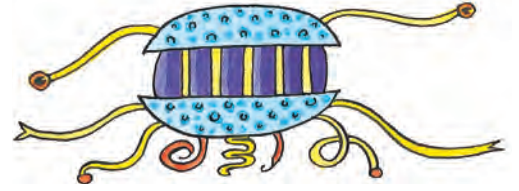
burning up. Then it splashed down.

What letters or joins do you need to practise?



How many points for your handwriting today?

- Rules:— Chop off *e* before adding *-ing*.
 — If there is a vowel before a consonant, double the consonant before adding *-ing*.
 — Two vowels, just add *-ing*.



Write under the words, adding “-ing” as you go.

hatch dive shop begin

close march knit toast

swim sing hope paddle

hop skip wipe squat

cook wash joke flash

cut let guide measure

fly stop wriggle drive

dance scrub dream ski


Circle your best “-ing” word.



Sweep Up Joins to Tall
Letters—b, h, k, l, t

ck

Curve up to the top
of tall letters. Don't
lift your pencil.



Write under each.

ab ah ak al at eb eh el ck ch


think until children thought help

airlock data thermal backpack

Theme sentence:

Space suits had life-support for four
hours—oxygen, heating and cooling,
camera, communication, boots, gloves.


What letters or joins do you need to practise?



How many points for your handwriting today?

boys

If a letter finishes
in this direction,
it doesn't join
to the next letter.



Write under each.

aba aya ebe eye ibi iyi ubu uyu

began your behind year banana

stand-by Voyager Skylab Hubble

Theme sentences:

The first astronauts ate paste from

tubes and packets of bite-sized pieces

of food. Drinks came with straws.

What letters or joins do you need to practise?

Circle your best word.



Lift your pencil and go to the next letter.



spin

Write under each.

asa apa ese epe isi ipi usu upu

shout paper should puppy stay

Neptune power space probe payload

Theme sentence:

1981 — The first re-usable space shuttle,

Columbia, lifts off like a rocket, orbits

like a satellite, then glides like a plane.


What letters or joins do you need to practise?



How many points for your handwriting today?

jugs

Any letter that finishes flat doesn't join.



Write under each.

aja aga aza eje ege eze ugu uzu

just page zero jump pizza girl

magnetic signal Spitzer Sojourner

Theme sentence:

A shuttle has 3 rocket engines and

two booster rockets equal to 140 jumbo

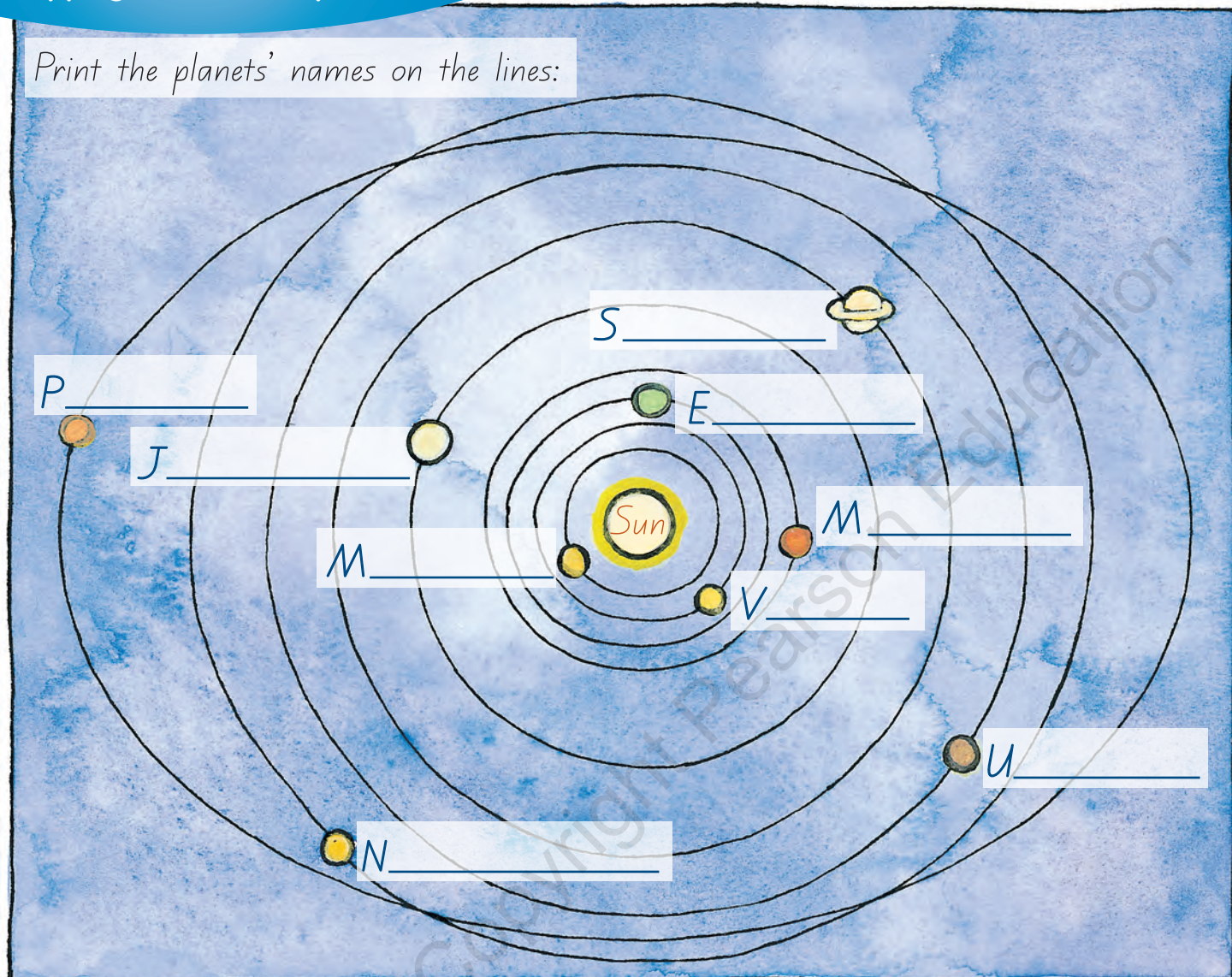
jets to place it in orbit at 28 175 km/h.

What letters or joins do you need to practise?

Circle your best word.



Print the planets' names on the lines:



The Solar System: Sun, Mercury,

Venus, Earth, Mars, Jupiter,

Saturn, Uranus, Neptune and Pluto.

LIFT HERE
START AGAIN
HERE

nan



Bring the exit up high to the top blue line, then write the "shoulder", or flat top, to meet it.

Write under each.

l last m make c can't h have

action space start quick black

stand-by lunar solar nuclear

Theme sentences:

1984 — The first untethered spacewalks

are made by shuttle astronauts. They

used gas, jet-propelled backpacks.

What letters or joins do you need to practise?


Circle your best word.

Date / /



a

A high exit at a slippery-slide angle separates the letters before dropping on.



Write under each.

i idea a ago e equal a add i ignore

cold sing equator send eighty

landing radar Chandra X-Ray

Theme sentences:

A satellite is any small object that

orbits around a bigger object. The

Moon is a natural satellite of Earth.

What letters or joins do you need to practise?



How many points for your handwriting today?



Letters that finish near the top go straight across the top blue line to the next letter. Don't lift your pencil.

Write under each.

oa oc og on om op or ov ow oy

boat house show along around

soars odometer meteor asteroid

Theme sentence:

Artificial satellites are human-made

and launched into space to orbit Earth

and transmit or gather information.

What letters or joins do you need to practise?

Circle your best word.

Date / /



vi



The downstroke on *v* and *w* now goes straight across the blue line. Don't lift your pencil.

Write under each.

va wa vi wi vu wu vo wo vy wy

win visit won't voice swing

gravity observatory Endeavour

Theme sentences:

A satellite needs enough speed so gravity

can't pull it back to Earth. The first

was a metal ball with four aerials.

What letters or joins do you need to practise?



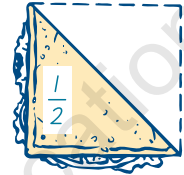
How many points for your handwriting today?

Half a rocket
won't get me far!



Draw in the rest of the pieces. Label them.

1. one-half of a sandwich



2. one-quarter of a pizza



3. one-third of a lasagne



4. one-sixth of a chocolate



5. one-half of a pancake



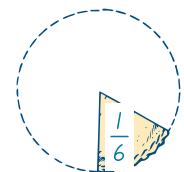
6. one-third of a cake



7. one-quarter of a sandwich



8. one-sixth of a pie



Circle your best word.



ri or ri



Dip after r to finish it before joining. Lift if it is too hard.

Try joining from r, then lifting after r.

rip rip run run arm arm

dried burn warm learn drive

Saturn thrusters world Discovery

Theme sentence:

Depending on a satellite's purpose,

its orbit around Earth can be

polar, circular or elliptical.


What letters or joins do you need to practise?



How many points for your handwriting today?

rān

Finish *r* with a flick, then drop on *a, c, d, g, q*.



Write under each.

r rack r radar r rail r rapid

yard draw order record train

Mercury Uranus crater Stardust

Theme sentences:

Satellites relay phone calls, T.V. and

Internet signals. They navigate ships and

cars and track weather and currents.


What letters or joins do you need to practise?

Circle your best word.

Date / /



oe



Avoid a droopy join to e—
lift after o, r, v, w.

Write under each.

oe re ve we ready twelve


canoe threw alive does before

return atmosphere measure infrared

Theme sentence:

Satellites watch volcanoes, forest fires or logging, track wildlife, locate minerals, measure climate change and spy.

What letters or joins do you need to practise?



How many points for your handwriting today?

ok

Curve up to the top
of the tall letters.
Don't lift your pencil.



Write under each.

ob ol ok ot rl rh rk rt wh wl

when party other slowly north

Earth porthole autopilot Vostok

Theme sentences:

1971 — Astronauts can stay for a year
doing research and experiments.


Spacecraft deliver food, water, oxygen.

What letters or joins do you need to practise?

Circle your best word.



Put *to*, *too* or *two*
in the spaces.



Write under each.

1. At eight o'clock Toby went ___ bed.

2. May Samantha come to the pool, ___?

3. I'll need ___ dollars for the bus.

4. I'd like an ice-cream ___, please.

5. Matt was so hungry he ate ___ bowls!

6. Let's go ___ the park for a while.

7. It's a long way ___ school from here.

8. ___ birds are building a nest.



Add a long join to the front of **f** only when needed. The shoulder on **f** causes a loop.

Write under each.

af ef if of uf lf rf wf af ef

often soft loaf gift surf safe

surface infrared refuel artificial

Theme sentences:

1990 — Hubble Space Telescope launched.

It is the size of a bus with

290 square metres of solar panels.

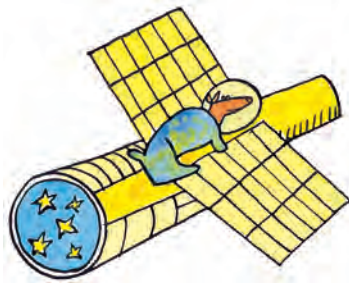
What letters or joins do you need to practise?

Circle your best word.

Date / /



fife



Use *f* without a join at the beginning of a word and after a pencil lift. Add a join to *f* only when needed.

Write under each.

faf fef fif fof fuf faf fef fif

fire bonfire fast breakfast fry stirfry

fort comfort flow overflow fill refill

Theme sentences:

Hubble's telescope can see infrared

and ultra-violet light. It has taken

thousands of photos of the Universe.

What letters or joins do you need to practise?



How many points for your handwriting today?

chips, toes, towel, pepper, low,
fork, feet, paper, butter, boys,
coffee, comb, socks, saucer,
drink, shine



Complete the word pairs.

1. salt and _____

9. tea and _____

2. knife and _____

10. food and _____

3. girls and _____

11. brush and _____

4. fish and _____

12. togs and _____

5. pencil and _____

13. bread and _____

6. shoes and _____

14. hands and _____

7. high and _____

15. rain and _____

8. fingers and _____

16. cup and _____

Circle your best word.

Date / /





Cut the shoulder off *s* after a diagonal join. This is "modified *s*" or "*s* with a join".

Join printed *s*, then modified *s*.

as as es es is is us us ts ts

east west noise escape asked

Venus spacesuit samples telescope

Theme sentence:

In 1999, the powerful Chandra X-Ray

Observatory was launched into Earth's

orbit by the space shuttle Columbia.

What letters or joins do you need to practise?



How many points for your handwriting today?

Abracadabra



Turn

S

into

s

Write under each.

sent

present

serve

preserve

sure

measure

sick

seasick

stone

gemstone

spoon

teaspoon

Theme sentences:

Small, long, thin Orion craft are

replacing shuttles. They carry six

crew. Cargo is launched separately.

What letters or joins do you need to practise?

Circle your best word.

Date / /



S

Use printed *s* at the beginning of a word.



Write under each.

skip shop school shout seven

scared slide south sugar sudden

supplies splashdown space-walk

Theme sentence:

Orbiter shuttles are equipped with a robot arm for moving satellites into and out of the cargo/payload bay.

What letters or joins do you need to practise?



How many points for your handwriting today?

Date / /

Use printed *s* after
a pencil lift.



togs

Write under each.

eggs boys plays pigs always

myself observe upstairs sixty-six

capsule system website top-secret

Theme sentences:


Old space stations and satellites re-enter
the atmosphere. Small junk burns up,
but larger pieces fall to ocean or land.

What letters or joins do you need to practise?

Circle your best word.

Date / /





Use printed *s* after a horizontal join.
Don't lift your pencil.

Write under each.

os rs ws os rs ws os rs

post chairs horse knows kilos

Mars light-years Tiros Voskhod

Theme sentences:

Space junk from exploding rockets


orbits Earth and can damage working

satellites. Old spacecraft orbit the Sun.

What letters or joins do you need to practise?



How many points for your handwriting today?



When **o** is the last letter in a word, it finishes at the top.

Write under each.

disco echo auto radio duo

trio dingo memo ghecko rhino

Pluto Apollo Galileo Soho Giotto

Theme sentences:

Debris may orbit Earth for a century!

In 1996, the satellite Cerise collided with space junk, tumbling off-course.

What letters or joins do you need to practise?

Circle your best word.





Replace “nice” as you rewrite these sentences. Your words may be longer.

Lucy and Ben caught a nice ferry

across to the zoo. They had a nice

map to follow. First they saw nice


camels. Next were the nice giraffes.

Lucy had her photo taken in front of

the nice flamingoes. Ben liked the

nice seal show, and the nice dolphins,

too. The nice bears were sleepy, but not



How many points for your handwriting today?




Replace "nice" as you rewrite these sentences. Your words may be longer.

the nice lion, who was pacing up and down. In the Australian section they saw nice koalas, nice kangaroos, nice emus, a nice platypus and two nice wombats. In the bird aviary there were lots of nice birds to admire, among them a nice cockatoo. When it was time to go, Lucy said, "What a nice day!"

Circle your best word.





Finish each o in the centre at the top.
Don't lift your pencil.



Write under each.

oooo oooo oooo oooo oooo oooo

noodles smooth rooster cartoon

booster - rocket shampoo cookbook

Theme sentence:

The Moon is littered with old space probes, buggies with flat batteries, old experiments and landing gear.

What letters or joins do you need to practise?



How many points for your handwriting today?

Use the crossbar
of f to join.
Curve up.
No lifting.



Write under each.

flat flower fly float flea

flag flour flame flash flip

flood flock flies flare fluids

Theme sentence:

Nearly everything we know about
planets and moons was discovered by
space probes, explorers of the universe.


What letters or joins do you need to practise?

Circle your best word.



iff

Keep the loop slim on each f.



Write under each.

aff eff iff off uff aff eff iff


effort raffle puffer office scruffy

blast-off lift-off different sniffles

Theme sentence:

Space probes have flown past, orbited, crashed into, landed or driven on most planets in our Solar System.

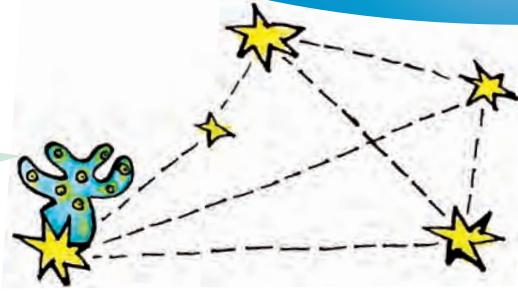
What letters or joins do you need to practise?



How many points for your handwriting today?

Date / /

Each rocket, shuttle, satellite and space probe is named, often with an inspirational message. Can you think of a good name?



Write under each.

Explorer Surveyor Voyager Pioneer

Prospector Opportunity Pathfinder

Messenger Spirit _____

Theme sentence:

Space probes spend years travelling to photograph craters on Mercury, gases around Venus and canyons on Mars.

What letters or joins do you need to practise?

Circle your best word.



rr or rr

Dip after each r to finish it before joining.
Lift if too hard.



Try joining double r, then lifting for each r.

arr arr err err irr irr orr orr

urr urr carry mulberry horrible

terrific sorry hurry error marry

Theme sentence:

Space probes sent to explore outer planets have nuclear power, as there is too little sunlight for solar panels.


What letters or joins do you need to practise?



How many points for your handwriting today?

nn

Stretch the join between
double *n* for legibility.
Each *n* has one wedge.



Write under each.

ann enn inn onn unn cannot

innings dinner tonnes announce

manned antenna anniversary

Theme sentence:

NASA's Deep Space Network tracks,

commands and receives probe data

using three 70-metre dish antennae.

What letters or joins do you need to practise?

Circle your best word.

Date / /



mm



Each *m* has two wedges. Stretch the join between double *m* for legibility.

Write under each.

amm emm imm omm umm


mammal immense symmetry

gamma-ray command summit

Theme sentence:

As the Earth turns, an antenna in
 Canberra, California or Madrid is
 always in contact with each probe.

What letters or joins do you need to practise?



How many points for your handwriting today?

Date / /

ee



Stretch out between letters for legible writing.

Write under each.

eeee eeee eeee eeee eeee eeee eeee

need keep week street beef

sheet freeze beetle career speech

Theme sentences:

2004 — Spirit and Opportunity land

on opposite sides of Mars. Each rover

stands 1.5 metres and weighs 186 kg.

What letters or joins do you need to practise?

Circle your best word.

Date / /





Give *x* a high exit, cross it, then the next letter can be dropped on.

Write under each.

axis oxygen galaxy exhale reflexes

hexagon extra sixth excited express

Explorer exercise mixture galaxy

Theme sentences:

Billions of pieces of space rock enter

our atmosphere every day. Most burn

up as a meteor or shooting star.

What letters or joins do you need to practise?



How many points for your handwriting today?

ell

Curve up to the top of each l, then down with a covering stroke. Don't lift your pencil.



Write under each.

all ell ill oll ull allow yellow

vanilla lollipop trolley swollen

Challenger Apollo propelled satellite

Theme sentences:

Comets are chunks of dust, rock and

ice from outer space. As they near the

sun, they form tails of evaporation.

What letters or joins do you need to practise?


Circle your best word.

Date / /



ett

Double t can be crossed with one long line.



Write under each.

att ett itt ott utt cotton written

better matter forgotten attempt

battery shuttle jettison transmitter


Theme sentences:

Hale - Bopp comet, 1997, had two tails. Blue

gas tails can be hundreds of km long.

Yellow dust tails can be ten million km.

What letters or joins do you need to practise?



How many points for your handwriting today?

ess

Double *s* should look like identical twins.



Write under each.

ass ess iss uss address message

chess lioness tissue lesson grass

Messenger Cassini mission airless

Theme sentence:

2004 — The Stardust probe flew through

dust and gas from the comet Wild 2,

collecting samples and close-up photos.

What letters or joins do you need to practise?


Circle your best word.

Date / /



Double *s* should look like identical twins.

oss



Write under each.

oss oss oss oss possible criss-cross

fossil fairy-floss possum tossing

Odyssey Ulysses crossbar glossary

Theme sentences:

In 2011, space probe Messenger started

to orbit the planet Mercury. In 2014,

Rosetta will place a lander on a comet.

What letters or joins do you need to practise?




How many points for your handwriting today?



Date / /

Each rocket, shuttle, satellite and space probe is named, often with an inspirational message. Can you think of a good name?



Write under each.

Friendship Gemini Echo Telstar Apollo

Luna - Orbiter Quick - Scat Early - Bird

Discovery Nimbus Destiny Stardust

Theme sentence:

Space tourists will fly into space for views of the Earth's oceans, clouds and continents — for a small fortune.

What letters or joins do you need to practise?

Circle your best word.



Plan a space voyage to anywhere in the universe.

If I blew a bubble in space, would it pop?



Name Your Spacecraft:

Your Destination:

Your Experiment:

Top-Secret Cargo:

Theme sentences:

Soon humans may set up a Moon

base. Then, on to Mars — a six-month

flight to a cold, dry, rocky, red planet.

What letters or joins do you need to practise?



How many points for your handwriting today?

Short, daily handwriting lessons are far better than longer, infrequent lessons. Teacher modelling of lesson material on the blackboard to demonstrate the flow of handwriting is essential. The large join example on most pages can be traced. Don't copy directional or dropping-on arrows. All capitals remain printed and separate.

Page

- 1** Title page and list of contents
- 2** Introduction
- 3** Learning Features of Book 4
- 4–5** As a class, write each letter, then work out which carriage it belongs in (see reference card on inside back cover).
- 6–15** It is useful to liken the angle of diagonal joins to that of a slippery-slide to assist correct spacing between letters.
- 6–9** Two types of entries enhance legibility. Ensure the rounded entries aren't becoming pointed. With "x", the entry, right-to-left stroke and the exit are parallel. It must be crossed immediately, rather than coming back to cross it.
- 10** Answers will vary. Possible answers include: 1. mission, trip; 2. live, adapt; 3. made, built; 4. have; 5. spiders; 6. the, space; 7. affect, influence, change.
- 13** The crossbar of "f" is flexible. It is lower when joining to "e" and higher when joining to a top finisher.
- 15** It is useful to liken the angle of diagonal joins to that of a slippery-slide to assist correct spacing between letters.
- 16–17** Wedges are approximately two-thirds of the body height.
- 18** Uncoordinated writers or poor readers of cursive may find "r" difficult to write and prefer not to join from it. Ensure "r" finishes wholly with its downstroke whether it joins or not.
- 20** The small gap in the large example "o" is to highlight its correct rotation. Do not copy.
- 22** Sweep up joins have some retracing back down part of the ascenders/tall letters. These are called covering strokes. No lifting.

23–25 "Pencil lift" describes a deliberate stopping within a cursive word and restarting at the beginning of the next letter, to continue that word. It promotes fluency, speed and legibility by avoiding slow, messy looping.

Clockwise finishers are letters that finish on the left-hand-side of their form and do not lend themselves to joining. Simply go to the start of the next letter and continue writing.

27–28 Letters with "shoulders" or flat tops along the top blue line are dropped on to avoid a retracing or rocking motion over and back at the top of them. Dropping on is best after a diagonal join to these letters. All drop on letters are based on the "a" shape. An arrow is used to indicate where the exit stops and dropping on is required, throughout the *Write for Queensland* series. Do not copy the arrows.

29, 30, 32 Horizontal joins occur after letters that finish on or near the top blue line: top finishers "o", "r", "v" and "w". The join goes straight across, or dips slightly in the case of "r", to the next letter. The small gap in the large example "o" is to highlight its correct rotation.

32–33 The dip/flicking after "r" lends itself to dropping on the next shoulder letter, that is, "a", "c", "d", "g" or "q". This is optional and reminder arrows are on this page only.

34 Top finishers don't join to "e", as this does not allow for the correct position of the loop on letter "e".

35 Ensure "r" finishes wholly with its downstroke before sweeping up to the ascender.

37 Modified "f"—a diagonal join to "f" results in a loop.

38 When not joining from another letter, "f without a join" is used; that is, at the beginning of a word, after a capital or after a clockwise finisher.

40–44 Modified "s"—after a diagonal join, the flat shoulder of "s" disappears, leaving a point. Modified "s" should look pointed rather than rounded. Printed "s" may also be called "s without a join".

48 The small gap in each "o" on the large example is to highlight their correct rotation only. Do not copy.

51, 61 All capitals start at the top of their form and do not join. All capitals remain printed and separate.

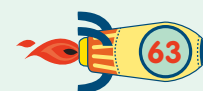
56 Two types of entries enhance legibility. Ensure the rounded entries aren't becoming pointed. With "x", the entry, right-to-left stroke and the exit are parallel. It must be crossed immediately, rather than coming back to cross it.


59, 60 In order to keep double "s" looking right, the first type of "s" determines the second.

63 Teacher's Notes

64 Pen Skill Award

Inside back cover Reference Card—May be detached and contacted to the student's desk.





Pen Skill Award

has worked hard on handwriting

Assess your own handwriting.

Rounded Entries: Very Good Good Need Practice

Pointed Entries: Very Good Good Need Practice

Diagonal Joins: Very Good Good Need Practice

Horizontal Joins: Very Good Good Need Practice

Dropping On: Very Good Good Need Practice

Teacher's Comments: _____

Date: _____ Signed: _____

