

4

Let's try new activities

Lesson 1

Where are the children?

1 ^{4.01} Listen and explore.

1 climb

2 swing

3 swim

4 jump rope

6 ride

Tell me!

What's your favorite thing to do?


2 ^{4.02} Listen, stick, and say.

3 Trace and read.

4 Watch and listen.

I can roller-skate.

Lesson 2

1  4.03 Sing and act.

Song

Can you ride a bike, can you catch a ball?
 Can you roller-skate, can you climb a wall?
 Can you swing and swim, can you kick a ball?

No, I can't! No, I can't. (x2)

Try! Try! Try! (x2)

Can you ride a bike? No, I can't.
 Can you catch a ball? No, I can't.
 Can you roller-skate? No, I can't.
 Can you climb a wall? No, I can't.
 Can you swing and swim? No, I can't.
 Can you kick a ball? No, I can't.

Try! Try! Try! (x2)

Yes, I can!

2  4.05 Listen and check (✓) or put an X.
Then say.

Can you swim?
 Yes, I can. / No, I can't.



I can shine!

3  Ask and answer.

Can you
 jump rope?

No, I can't.
 But I can swim!



I can name physical activities.

5 catch

7 kick

8 roller-skate

Lesson 3

1 Look at the story. Who can swim? Check (✓).

Tess

Oscar


Clara

Basil

2   Listen or watch.


Rise
and
Shine

Explorers Club




Can you climb, Tess?

Oh, no!
I can't...



Look at you!
Can you swim,
Clara?

Yes, I can!



Oh, no! Look
at Peanut!



Let's imagine!

What does Oscar want to do?

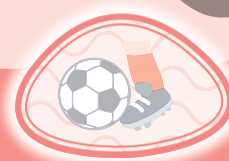
I can shine!

3 Read. Then write true (T) or false (F).

- 1 Oscar can swing. He helps Peanut.
- 2 Tess can climb. She helps Peanut.
- 3 Clara can swim. She helps Peanut.

4 Role-play the story.

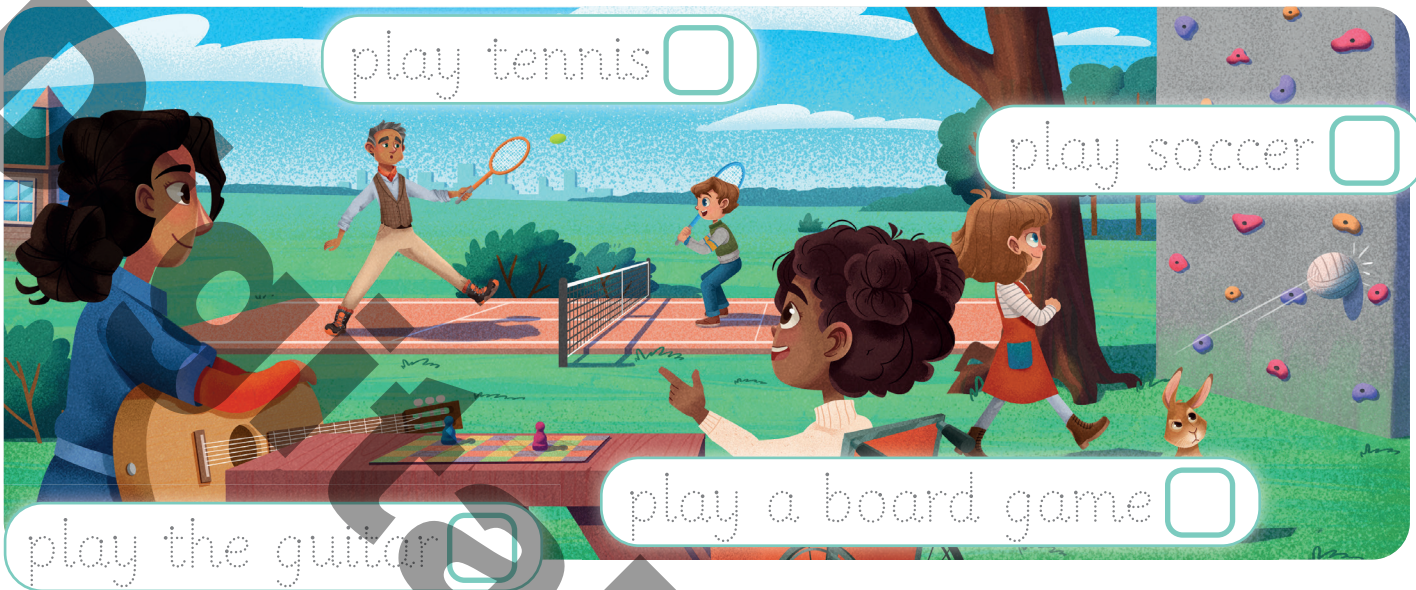
I can understand a story about different activities.



Lesson 4

1  Listen and find.

2  Listen and number. Then say.



3  Listen, read, and say.






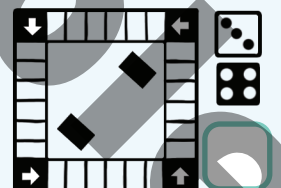
Chant

Can she play tennis? Yes, she can!
 Can he play soccer? No, he can't!
 But he can play the guitar. Oh, yes, he can!

Can he play tennis?
 Yes, he can. / No, he can't.



4 Ask and answer. Complete. Then say.




<p>My friend</p> <p>_____</p>	 <input type="checkbox"/>	 <input type="checkbox"/>	 <input type="checkbox"/>	 <input type="checkbox"/>
-------------------------------	--	--	---	--


Can he/she play soccer? _____, _____.

Can he/she play a board game? _____, _____.

Lesson 5

1  4.11 Listen and check (✓) or put an X. Then say.



2  Look and play.
Add one more.

Can he play tennis?

No, he can't but he
can roller-skate!



3  4.12 Listen, write, and say.

My sounds



She can't ride a bike but
she can play a game!

I can shine!

4   Cut out and write. Then play.

Can you
jump rope?

No, he
can't but he
can climb!

Yes, I can!
Can he jump
rope?

I can ask and answer about what others can do.



Lesson 6

1 Listen, look, and find.

2 Listen and number.



violin



drums



piano



recorder

3 Read and check (✓).

How do we play?



- piano
- drums
- recorder
- violin
- guitar



Think and share!
 What's your favorite musical instrument?
 Can you play it?

4 Watch and listen.

Lesson 7

Accepting or declining an invitation

- 1  Read. Then listen and complete.

After-school club

Join my club on _____
after school!

At the club, you can

- play the guitar
- play tennis
- play board games

Would you like to join my club?

Yes / No

- 2 Who's joining the club?
Read and check (✓).



Ben

*I'd like to join
a tennis club.*



Jack

*I'd like to join
a music club.*



Teo

*I'd like to join
a soccer club.*

I can shine!

- 3 Read and complete.

Join my club!

Name: _____.

I'd like to play:

*tennis / soccer / drums
the recorder / board games*

I can come on:

Mon Tues Wed Thurs Fri

- 4 Ask and answer.



*Would you like
to join my club?*

*No, thanks.
I'd like to join
a dance club.*

*Yes, of course!
I'd like to join
your club.*

**I can accept or politely
decline an invitation.**



Let's plan a club!

Step 1

Review

1 Find and write.

2 Look, think, and check (✓) for you.

catch climb kick play tennis ride roller-skate swim swing



- 1 _____
- 2 _____
- 3 _____
- 4 _____
- 5 _____
- 6 _____
- 7 _____
- 8 _____

3 Ask and answer.

Can he play the guitar?

No, he can't.
But he can play board games.

4 What can you do best? Write.

I can _____.


Step 2

Create

5 Plan your club. Check (✓).


6  Make a poster for your club. Draw and write.



7  Invite friends to join your club.

Would you like to join my club?

Time to shine!

8  Share your club poster with the class.

No, I can't but I can swing. I'd like to join your club.



Can you jump rope?



I can try new activities.

4

Review

2

All about me

1

4.18

Listen and number.



There's a goose.

Where?

It's behind
the wall.

2



Look and point. Then say.

3

Read, match, and write.

1 Can you roller-skate?

2 Can you climb the wall?

3 Can you ride a bike?


Yes, I can. No, I can't.



Time to shine!

Mini-project

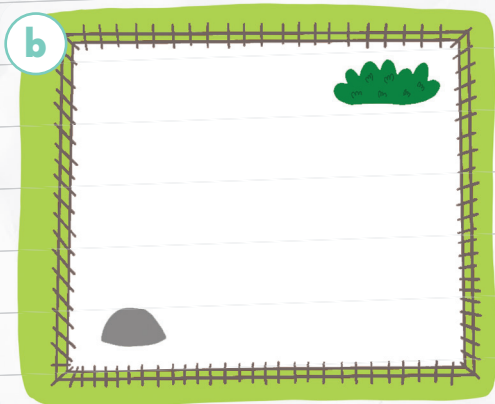
4 Draw and write.







Listen to your friend and draw.

There's a _____.

There isn't a _____.



5  Read and check (✓).

<p>1 I can read and write farm animals and action words.</p> <p>2 I can talk about farm animals and actions.</p>	 
<p>3 I can invite friends to a club.</p> <p>4 I can accept and politely decline an invitation.</p>	 

6  Vote. Say and sing.

<p>My favorite song is</p>	<hr/> <hr/>
<p>My favorite new word is</p>	<hr/> <hr/>